



Commercial

COMMERCIAL DUCTED

The trusted commercial solution
engineered to exceed Australian Standards.



That's better. That's Actron.



ActronAir

ActronAir. Because Australia needs Australian air conditioning.

The year 1984 saw Advanced Australia Fair become our National Anthem, the 1 dollar coin come into circulation and a small family air conditioning business open its doors. Today, ActronAir is a proud Australian company recognised for making world-class air conditioners. Well, it stands to reason. The team at ActronAir experience our harsh Australian conditions first hand, and our climate places demands on air conditioning not found in other parts of the world.

And that's why ActronAir's engineers have developed the most advanced air conditioning systems specifically for the unique and harsh Australian environment.

Made with a superior operating range of -10°C to 50°C, and a host of innovative features, ActronAir's Commercial Ducted system is engineered to withstand the hottest and coldest conditions Australia can throw at it.

Business in Australia expects quality, reliability and service as standard.




**More than
a quarter of a
million Aussies
take comfort in
ActronAir**

ActronAir's Commercial Ducted. It's the whole package.

Our Commercial Ducted air conditioning system is the perfect solution for retail and light commercial installations. That could be anything from doctor's surgeries to restaurants to classrooms to offices.

Offering robust performance, energy efficiency, installation flexibility and the levels of service ActronAir is renowned for, the Commercial Ducted range provides an overall value package that can't be beaten in the marketplace.



A superior operating range **made for Australia**

Most overseas air conditioners are only designed with a maximum temperature range of 43°C to 46°C. The made-for-Australia Commercial Ducted range operates up to 50°C. Big deal? Yes.

Given that commercial units are typically found on the roof in the direct sun, this is important. In the Australian sun, where other air conditioners can struggle and even shut down, it's better for business to have a system you can rely on.

Commercial Ducted not only operates at higher temperatures, it also performs at a higher capacity leading up to that peak temperature.

“ Nothing beats performing under extremes. Engineered for Australia, you can trust ActronAir to be there when you need it most. ”

Mark 'Frosty' Winterbottom
V8 Supercars Champion & ActronAir Brand Ambassador

Better Features

Smarter outside



Vertical discharge

The Commercial Ducted unit features a vertical, rather than horizontal, discharge of air. Unlike other brands, we're well aware the location of outdoor units are in confined, tight areas, often nestled up to a wall or obstacle. And we know if you don't let hot air escape it will surround the unit, reducing its performance and in turn lead to higher energy consumption. That's why we've engineered the Commercial Ducted unit to release hot air upwards, so it doesn't have to work harder than it needs to.

Aussie tough



Louvered grille

The powder coated louvered grille guard allows for better airflow and protection in Australia's extreme weather conditions. It's mighty tough – engineered to withstand 1,000 hours of salt spray exposure under stringent Australian testing standards.

Here for the long haul



Coated coil protection

ActronAir uses blue fin epoxy coated protection on the indoor and outdoor coils of their Commercial Ducted units. It reduces corrosion from the harsh Australian conditions, as well as assisting the defrosting process, thus improving heating efficiency.

Better choice



Split Ducted



Packaged



It all adds up



Filled with features

Sometimes it's the features you don't see that can save a lot of pain later, such as the Commercial Ducted unit's in-built secondary drain that carries water away if the primary drain blocks. Or the fact that with ActronAir the refrigerants come topped up and ready for use, as opposed to some other manufacturers who only put a small amount in and leave the rest for you.

Unheard of technology



Quieter operation

Performance is enhanced and outdoor noise minimised through our engineers' choice of high quality two speed outdoor condenser fans.

Pick up where you left off



Auto-restart

Blackout? No problem. Our Commercial Ducted unit restarts automatically in its last programmed setting once the power is restored, which means you don't have to take the time to reprogram your system.

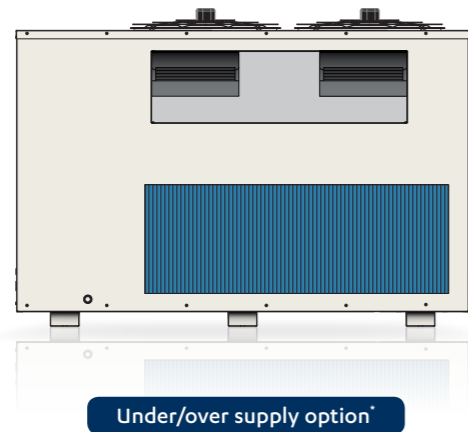


Outstanding flexibility for installation and commissioning

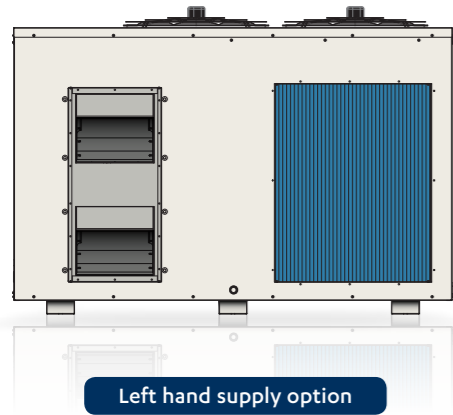
Providing an all-encompassing air conditioning solution means being extraordinarily flexible when it comes to installation and commissioning. Because we are locally based and have our own testing laboratories, our engineers are able to redesign, retest and restructure products, and customise them for particular needs. For example, when it comes to handing you have lots of options, such as left and right, under/over, side by side and vertical configurations.

Matching the system's airflow to existing ductwork has also never been easier. It's as simple as dialling up the airflow with a screwdriver or changing a wire, as opposed to spending hours manually adjusting belts and pulleys.

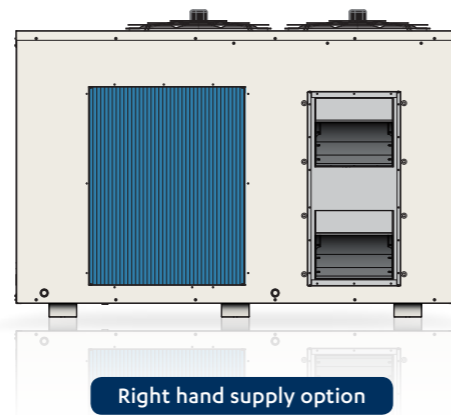
The Commercial Ducted system can also be easily wired up to 3rd party controls, so if you are replacing your system you won't have to replace all your controls as well.



Under/over supply option*



Left hand supply option



Right hand supply option

*15kW – 25kW models available with under/over handing only

Engineered for Better Performance

Value that goes a long way

Value means a lot more than a bottom line price. It's about service, flexibility, running efficiency and especially performance under demanding Australian conditions. Built-in durability and protection are value adds that pay off over the long term, making for lower lifecycle costs.

Above and beyond Australian Standards

Our Commercial Ducted solution is engineered to not just comply with, but exceed Australian MEPS (Minimum Energy Performance Standards). This approach is a source of company pride from the smallest single-room split systems to commercial systems the size of shipping containers.

Better Service

Our Commercial Ducted System is designed and manufactured in Australia. So you'll never have to call overseas or wait long for service and support.

ActronAir's call centre is on-site, not in some far flung part of the world. When you call, you'll speak to someone who's responsive and knowledgeable, and based near you.

We also excel at fast response times and having stock on hand, carrying spare parts for products up to five years old and even helping to source spare parts or their equivalent replacements for products up to 12 years old. Our flexibility allows us to get orders built fast, tailored to your specifications, with most variation requirements taken into account. We know how important short lead times are for business, and that waiting for weeks for a part to come from overseas is simply not good enough, and neither is having to talk to someone overseas to order it.

In an industry where some businesses have had to wait 12 weeks for a part to come in from overseas, service counts for a lot. Being locally based and proudly service oriented, we've always gone that extra mile to provide prompt and friendly service to our customers all over Australia.



Technical Specifications

Commercial Split Ducted 29-41kW (Three Phase)

Technical Information						
OUTDOOR MODEL		SCA290C	SCA330C	SCA300C	SCA340C	SCA400C
INDOOR MODEL		SCG290E	SCA330E	SCA300E	SCA340E	SCG400E
¹ Total (Gross) Capacity (kW) (AS/NZS3823.1.2)	Cooling	29.50	34.66	28.90	35.22	40.80
	Heating	27.40	32.73	27.30	33.78	37.85
Nett (Rated) Capacity (kW) (AS/NZS3823.1.2)	Cooling	28.30	33.00	27.70	33.50	39.20
	Heating	28.60	34.50	28.50	35.50	39.50
Input Power (kW) (AS/NZS3823.1.2)	Cooling	8.45	10.48	8.50	10.55	12.76
	Heating	7.97	10.30	8.72	10.37	11.97
² EER Rated (AS/NZS3823.1.2)	Cooling	3.35	3.15	3.26	3.18	3.07
³ COP Rated (AS/NZS3823.1.2)	Heating	3.59	3.35	3.27	3.42	3.30
Power Supply (V / Ph / Hz)	Outdoor	400 - 415V / 3Ph + N / 50Hz				
	Indoor	230 - 240V / 1Ph + N / 50Hz				
Rated Load Amps (AS/NZS3823.1.2)	Outdoor / Indoor / Total	16.1 / 8.4 / 24.5	16.7 / 6.6 / 23.3	14.6 / 5.5 / 20.1	16.5 / 6.9 / 23.4	25.7 / 10.5 / 36.2
Full Load Amps (AS/NZS3823.1.2)	Outdoor / Indoor / Total	19.5 / 11.4 / 30.9	22.6 / 7.1 / 29.7	21.0 / 7.1 / 27.1	24.3 / 7.1 / 31.4	31.9 / 14.5 / 46.4
⁴ Circuit Breaker Amps		32.0	32.0	32.0	32.0	50.0
IP Rating	Outdoor	IP44				
	Indoor	IP20				
Compressor	Type / No. per Unit	Scroll / 1		Scroll / 2		
	Starting Method	D.O.L.		D.O.L.		
No. Refrigeration Circuits/No. Capacity Stages (Capacity range)		1/1(100%)		2/2(50%, 100%)		
Refrigerant		R410A				
Fans (Type x Number per unit)	Outdoor	Axial / 6 Pole External Rotor / Direct Drive x 2				
	Indoor	Twin Deck Centrifugal / ECM Direct Drive x 1	Twin Deck Centrifugal / 4 Pole / Direct Drive x 1		Twin Deck Centrifugal / ECM Direct Drive x 1	
Airflow Range Indoor (l/s)	Maximum	1650	1892	1650	1892	2250
	Nominal	1500	1720	1500	1720	2050
	Minimum	1275	1462	1275	1462	1750
External Static Pressure (Pa) at:	Maximum Airflow	266	132	185	132	170
	Nominal Airflow	285	205	240	205	236
Outdoor Dimensions (mm)	Depth	875				
	Height	1330				1315
	Width	1875				
Indoor Dimensions (mm)	Depth	770				795
	Height	535	620	535	620	680
	Width	1530	1735	1530	1735	1910
⁵ Nominal Weight (kgs)	Outdoor	290	305	300	335	332
	Indoor	110	125	115	130	125
⁶ Sound Pressure Level (dBA)	Outdoor (low/high fan)	55.9 / 59.9	57.8 / 61.8	55.9 / 59.9	57.8 / 61.8	61.0 / 64.0
⁷ Sound Power Level (dBA)	Outdoor (low/high fan)	72.9 / 76.9	74.8 / 78.8	72.9 / 76.9	74.8 / 78.8	78.0 / 81.0
MEPS Compliant		Yes	Yes	Yes	Yes	Yes

Control Features						
C7-4 Wall Controller (BCA Compliant)	Optional	Optional	Optional	Optional	Optional	Optional
Remote Temperature Sensor	Optional	Optional	Optional	Optional	Optional	Optional
Home Automation / Remote ON / OFF Capability	Optional	Optional	Optional	Optional	Optional	Optional
Manual Inputs Capable for Third Party Control	Optional	Optional	Optional	Optional	Optional	Optional

Foot Notes 1-8

- Based on unit rating excluding indoor fan kW.
- EER Rated = Energy Efficiency Ratio (Rated Capacity Cooling / Rated Input Cooling).
- COP Rated = Coefficient of Performance (Rated Capacity Heating / Rated Input Heating).
- Refer to AS/NZS 3000 "Australian/New Zealand Wiring Rules" for more details.
- Refer to Catalogue Unit Weight Distribution Guide section for details of weight points.
- Sound Pressure Level at 3m distance is determined as the measured sound pressure at 3m perpendicular to the coil side of the condenser.
- Determination of Sound Power Levels of Noise Sources, AS1217.2 - Precision Methods for Broad-Band Sources in Reverberation Rooms.

Important Notes:

- The Local Electricity Supply Authority may require limits on - starting current, running current and voltage drop, please check prior to purchase.
- When the outdoor temperature exceeds the rated conditions, the cooling/heating capacities may decrease the rated nett values.
- Specifications subject to change without notice.

Rated Conditions:

Cooling: 35°C DB Outdoor / Air Entering Indoor 27°C DB, 19°C WB
Heating: 7°C DB, 6°C WB Outdoor / Air Entering Indoor 20°C DB

Warranty:

For full terms and conditions of ActronAir warranty, please refer to warranty terms document - www.actronair.com.au

Variations						
OUTDOOR MODEL		SCA290C	SCA330C	SCA300C	SCA340C	SCA400C
INDOOR MODEL		SCG290E	SCA330E	SCA300E	SCA340E	SCG400E
OUTDOOR MODEL	D - Fault Detection (Outdoor Unit)	Optional	Optional	Optional	Optional	Optional
	H - Horizontal Discharge Fan (Outdoor Unit)	Optional	Optional	Optional	Optional	Optional
	K - Coil Protection (Outdoor Unit)	Optional	Optional	Optional	Optional	Optional
	S - Low Ambient +5°C	Optional	Optional	Optional	Optional	Optional
	W - Phase Sequence Protection	Optional	Optional	Optional	Optional	Optional
INDOOR MODEL	Z - Compressor 3-Phase Soft Starter (Outdoor Unit)	Optional	Optional	Optional	Optional	Optional
	P - Coil Protection (Indoor Unit)	Optional	Optional	Optional	Optional	Optional
	V - Upright Fan Coil Vertical Discharge (Indoor Unit)	Optional	Optional	Optional	Optional	Optional

Field Piping and Connections						
Refrigerant Charge	Factory Charge - (g)	11,050	12,800	2 x 4,725	2 x 7,050	2 x 7,850
	Pre-Charge Length - (m)	5	5	5	5	5
	Additional Refrigerant Charge - (g/m)	165	165	50 per stage	50 per stage	100 per stage
Maximum Field Pipe Length Range - (m)	0 - 60	0 - 60	0 - 60	0 - 60	0 - 60	
Maximum Vertical Height Differential - (m) included in max length	20	20	20	20	20	
Field Pipe Size	Liquid Pipe - mm (inch)	15.9 (5/8)	15.9 (5/8)	9.52 (3/8)	9.52 (3/8)	12.70 (1/2)
	Gas Pipe - mm (inch)	28.6 (1-1/8)	28.6 (1-1/8)	19.05 (3/4)	19.05 (3/4)	22.22 (7/8)
Outdoor Unit	Liquid Pipe - mm (inch)	15.9 (5/8) swaged	15.9 (5/8) swaged	9.52 (3/8) swaged	9.52 (3/8) swaged	12.70 (1/2) swaged
	Gas Pipe - mm (inch)	28.6 (1-1/8) swaged	28.6 (1-1/8) swaged	19.05 (3/4) swaged	19.05 (3/4) swaged	22.22 (7/8) swaged
Indoor Unit	Liquid Pipe - mm (inch)	15.9 (5/8) swaged	15.9 (5/8) swaged	9.52 (3/8) swaged	9.52 (3/8) swaged	12.70 (1/2) swaged
	Gas Pipe - mm (inch)	28.6 (1-1/8) swaged	28.6 (1-1/8) swaged	22.22 (7/8) cut-off swaged	22.22 (7/8) cut-off swaged	22.22 (7/8) swaged
Condensate Drain Connection - Size	25mm ID					25.4mm ID BSP Female Thread
Safety Tray Connection - Size	25mm ID					25.4mm ID BSP Socket
Air Duct (Flange Connection)	Supply Duct H x W - (mm)	370 x 1065				
	Return Duct H x W - (mm)	435 x 1200	520 x 1440	435 x 1200	520 x 1440	575 x 1595



Technical Specifications

Commercial Package Unit 15-40kW (Three Phase) – Under/Over Configuration

Technical Information												
		PCG153U	PCG173U	PCG203U	PCG233U	PCA260U	PCG290U	PCA330U	PCA300U	PCA340U	PCG400U	
¹ Total (Gross) Capacity (kW) (AS/NZS3823.1.2)	Cooling	15.27	17.56	19.69	22.95	25.15	29.50	34.66	28.90	35.22	40.80	
	Heating	14.45	17.38	18.75	22.30	24.30	27.40	32.73	27.30	33.78	37.85	
Nett (Rated) Capacity (kW) (AS/NZS3823.1.2)	Cooling	14.68	16.99	19.06	22.35	24.00	28.30	33.00	27.70	33.50	39.20	
	Heating	15.00	17.92	19.34	22.00	25.50	28.60	34.50	28.50	35.50	39.50	
Input Power (kW) (AS/NZS3823.1.2)	Cooling	4.43	5.04	5.86	6.59	7.65	8.45	10.48	8.50	10.55	12.76	
	Heating	3.95	4.58	5.23	6.15	7.55	7.97	10.30	8.72	10.37	11.97	
² EER Rated (AS/NZS3823.1.2)	Cooling	3.31	3.37	3.25	3.39	3.14	3.35	3.15	3.26	3.18	3.07	
³ COP Rated (AS/NZS3823.1.2)	Heating	3.80	3.91	3.70	3.74	3.38	3.59	3.35	3.27	3.42	3.30	
Power Supply (V / Ph / Hz)		400 - 415V / 3Ph + N / 50Hz										
Rated Load Amps (AS/NZS3823.1.2)		11.3	12.8	13.5	16.8	18.3	24.5	23.3	20.1	23.4	36.2	
Full Load Amps (AS/NZS3823.1.2)		16.0	16.6	19.8	22.3	23.5	30.9	29.7	27.1	31.4	46.4	
⁴ Circuit Breaker Amps		20.0	20.0	20.0	25.0	25.0	32.0	32.0	32.0	32.0	50.0	
IP Rating		IP44										
Compressor	Type / No. per Unit	Compliant Scroll / 1					Compliant Scroll / 2					
	Starting Method	D.O.L.					D.O.L.					
No. Refrigeration Circuits/No. Capacity Stages (Capacity range)		1 / 1 (100% capacity)					2 / 2 (50%, 100% capacity)					
Refrigerant		R410A										
Fans (Type x Number per unit)	Outdoor	Axial / 6 Pole External Rotor / Direct Drive x 2										
	Indoor	Twin Deck Centrifugal / ECM Direct Drive x 1					Twin Deck Centrifugal / 4 Pole / Direct Drive x 1	Twin Deck Centrifugal / ECM Direct Drive x 1	Twin Deck Centrifugal / 4 Pole / Direct Drive x 1			Twin Deck Centrifugal / ECM Direct Drive x 1
Airflow Range Indoor (l/s)	Maximum	880	900	1150	1380	1452	1650	1892	1650	1892	2250	
	Nominal	770	850	1000	1200	1320	1500	1720	1500	1720	2050	
	Minimum	690	770	900	1020	1122	1275	1462	1275	1462	1750	
External Static Pressure (Pa) at:	Maximum Airflow	81	116	140	178	135	266	132	185	132	170	
	Nominal Airflow	178	164	186	110	200	285	205	240	205	236	
Unit Dimensions (mm)	Depth	1175	1185		1265		1590					
	Height	995	1050		1115		1330				1315	
	Width	1320	1460		1685		1875					
⁵ Nominal Weight (kgs)		227	236	283	310	355	450	470	460	500	510	
⁶ Sound Pressure Level (dBA)	Outdoor (low/high fan)	51.0 / 53.0	52.0 / 54.0	52.0 / 54.0	55.0 / 59.0	55.0 / 59.0	56.9 / 60.9	58.8 / 62.8	56.9 / 60.9	58.8 / 62.8	62.0 / 65.0	
	⁷ Sound Power Level (dBA)	Outdoor (low/high fan)	68.0 / 70.0	69.0 / 71.0	69.0 / 71.0	71.0 / 75.0	72.0 / 76.0	73.9 / 77.9	75.8 / 79.8	73.9 / 77.9	75.8 / 79.8	79.0 / 82.0
MEPS Compliant		Yes	Yes	Yes	Yes	Yes	Yes	Yes	Yes	Yes	Yes	
⁸ Demand Response Capability (AS4755.3)		Potentially capable if alternate outdoor board is purchased					N/A					

Control Features												
C7-4 Wall Controller (BCA Compliant)	Optional	Optional	Optional	Optional	Optional	Optional	Optional	Optional	Optional	Optional	Optional	Optional
Home Automation / Remote ON / OFF Capability	Optional	Optional	Optional	Optional	Optional	Optional	Optional	Optional	Optional	Optional	Optional	Optional
Manual Inputs Capable for Third Party Control	Optional	Optional	Optional	Optional	Optional	Optional	Optional	Optional	Optional	Optional	Optional	Optional
Remote Temperature Sensor	Optional	Optional	Optional	Optional	Optional	Optional	Optional	Optional	Optional	Optional	Optional	Optional
Secondary Master Controller	No	No	No	No	No	No	No	No	No	No	No	No
Maximum Number of Zones	4	4	4	4	4	4	4	4	4	4	4	4

Variations												
D - Fault Detection	Optional	Optional	Optional	Optional	Optional	Optional	Optional	Optional	Optional	Optional	Optional	Optional
K - Coil Protection (Fan Coil & Outdoor Unit)	Optional	Optional	Optional	Optional	Optional	Optional	Optional	Optional	Optional	Optional	Optional	Optional
P - Coil Protection (Indoor Coil)	Optional	Optional	Optional	Optional	Optional	Optional	Optional	Optional	Optional	Optional	Optional	Optional
S - Low Ambient +5°C	Optional	Optional	Optional	Optional	Optional	Optional	Optional	Optional	Optional	Optional	Optional	Optional
W - Phase Sequence Protection Relay	Optional	Optional	Optional	Optional	Optional	Optional	Optional	Optional	Optional	Optional	Optional	Optional
Z - Compressor Soft Starter	Optional	Optional	Optional	Optional	Optional	Optional	Optional	Optional	Optional	Optional	Optional	Optional

Installation Information												
Refrigerant Factory Charge - (g)	4050	6750	6850	6800	9310	10,430	12,320	2 x 4525	2 x 6910	2 x 7625		
Condensate Drain Connection - Size	20mm OD		25mm ID									25.4mm ID BSP Female Thread and 25.4mm ID BSP Socket
Air Duct	Supply Duct H x W - (mm)	300 x 715			300 x 740	300 x 850			300 x 1065			
	Return Duct H x W - (mm)	340 x 1100	350 x 1150	400 x 1200	400 x 1200	450 x 1250	525 x 1450	450 x 1250	525 x 1450	575 x 1595		

Foot Notes 1-8

- Based on unit rating excluding indoor fan kW.
- EER Rated = Energy Efficiency Ratio (Rated Capacity Cooling / Rated Input Cooling).
- COP Rated = Coefficient of Performance (Rated Capacity Heating / Rated Input Heating).
- Refer to AS/NZS 3000 "Australian/New Zealand Wiring Rules" for more details.
- Refer to Catalogue Unit Weight Distribution Guide section for details of weight points.
- Sound Pressure Level at 3m distance is determined as the measured sound pressure at 3m perpendicular to the coil side of the condenser.
- Determination of Sound Power Levels of Noise Sources, AS1217.2 - Precision Methods for Broad-Band Sources in Reverberation Rooms.
- Third party inputs and Remote ON/OFF functions will be lost if Demand Response outdoor board is installed.

Important Notes:

- The Local Electricity Supply Authority may require limits on - starting current, running current and voltage drop, please check prior to purchase.
- When the outdoor temperature exceeds the rated conditions, the cooling/heating capacities may decrease the rated nett values.
- Specifications subject to change without notice.

Rated Conditions:

Cooling: 35°C DB Outdoor / Air Entering Indoor 27°C DB, 19°C WB
Heating: 7°C DB, 6°C WB Outdoor / Air Entering Indoor 20°C DB

Warranty:

For full terms and conditions of ActronAir warranty, please refer to warranty terms document - www.actronair.com.au

Commercial Package Unit 29-40kW (Three Phase) – Side by Side Configuration

Technical Information						
		PCG290L/R	PCG330L/R	PCG300L/R	PCG340L/R	PCG400L/R
¹ Total (Gross) Capacity (kW) (AS/NZS3823.1.2)	Cooling	29.50	33.94	29.40	34.16	40.80
	Heating	27.40	31.53	27.20	31.82	37.85
Nett (Rated) Capacity (kW) (AS/NZS3823.1.2)	Cooling	28.30	32.50	28.20	33.00	39.20
	Heating	28.60	32.90	28.30	32.90	39.50
Input Power (kW) (AS/NZS3823.1.2)	Cooling	8.45	9.94	8.55	9.96	12.76
	Heating	7.97	10.13	8.15	9.82	11.97
² EER Rated (AS/NZS3823.1.2)	Cooling	3.35	3.27	3.30	3.31	3.07
³ COP Rated (AS/NZS3823.1.2)	Heating	3.59	3.25	3.47	3.36	3.30
Power Supply (V / Ph / Hz)		400V / 3Ph + N / 50Hz				
Rated Amps (AS/NZS3823.1.2)		24.5	27.6	22.2	25.5	36.2
Full Load Amps (AS/NZS3823.1.2)		30.9	34.4	31.4	36.1	46.4
⁴ Circuit Breaker Amps		32.0	40.0	32.0	40.0	50.0
IP Rating		IP44				
Compressor	Type / No. per Unit	Compliant Scroll / 1		Compliant Scroll / 2		
	Starting Method	D.O.L.		D.O.L.		
No. Refrigeration Circuits/No. Capacity Stages (Capacity range)		1 / 1 (100% capacity)		2 / 2 (50%, 100% capacity)		
Refrigerant		R410A				
Fans (Type x Number per unit)	Outdoor	Axial / 6 Pole External Rotor / Direct Drive x 2				
	Indoor	Single Deck Centrifugal / ECM Direct Drive x 2				
Airflow Range Indoor (l/s)	Maximum	1650	1900	1650	1900	2250
	Nominal	1500	1720	1500	1720	2050
	Minimum	1275	1450	1275	1450	1750
External Static Pressure (Pa) at:	Maximum Airflow	266	233	266	233	170
	Nominal Airflow	285	296	285	296	236
Unit Dimensions (mm)	Depth	1590				
	Height	1330				
	Width	1875				
⁵ Nominal Weight (kgs)	450	480	470	500	510	
⁶ Sound Pressure Level (dBA)	Outdoor (low/high fan)	56.9 / 60.9	58.8 / 62.8	56.9 / 60.9	58.8 / 62.8	62.0 / 65.0
	⁷ Sound Power Level (dBA)	Outdoor (low/high fan)	73.9 / 77.9	75.8 / 79.8	73.9 / 77.9	75.8 / 79.8
MEPS Compliant		Yes	Yes	Yes	Yes	Yes

Control Features					
C7-4 Wall Controller (BCA Compliant)	Optional	Optional	Optional	Optional	Optional
Home Automation / Remote ON / OFF Capability	Optional	Optional	Optional	Optional	Optional
Manual Inputs Capable for Third Party Control	Optional	Optional	Optional	Optional	Optional
Remote Temperature Sensor	Optional	Optional	Optional	Optional	Optional

Variations					
D - Fault Detection	Optional	Optional	Optional	Optional	Optional
K - Coil Protection (Outdoor Coil)	Optional	Optional	Optional	Optional	Optional
P - Coil Protection (Indoor Coil)	Optional	Optional	Optional	Optional	Optional
S - Low Ambient +5°C	Optional	Optional	Optional	Optional	Optional
W - Phase Sequence Protection Relay	Optional	Optional	Optional	Optional	Optional
Z - Compressor Soft Starter	Optional	Optional	Optional	Optional	Optional

Field Information					
Refrigerant Factory Charge - (g)	10,475	12,600	2 x 4525	2 x 6000	2 x 7625
Condensate Drain Connection - Size	25mm ID (2 Drain per unit)				
Air Duct	Supply Duct H x W - (mm)	830 x 400			850 x 400
	Return Duct H x W - (mm)	850 x 670	850 x 900	850 x 670	850 x 900





ActronAir

That's better. That's Actron.

actronair.com.au

1300 522 722